


Grade-Level Art Pieces for the Spring Celebration 2019

(Note: most are still in progress so photo is just a sneak peak!)

State of the Art - Kindergarten

Kindergarteners learned yet again that a painter doesn't always have to use a brush! For this piece, students used a scraper tool to create this multicolor silhouette of Ohio.




Message in a Bottle - First Grade

First graders wrote various messages on one side of their paper (poems, tidbits about themselves, positive notes), and then on the other side, they painted bottles with neon tempera. We rolled the papers to create this bright canvas design!

Needleplay - Second Grade

Needlework became needleplay for these second graders who were introduced to embroidery! They worked together to create this cool and colorful tapestry!

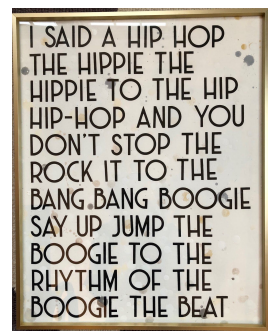


Give Peace a Canvas - Third Grade

Every student has to try the old-school craft of latch hooking at least once! Third graders worked together, hooking yarn through canvas to create this black-and-white peace sign hand. Who couldn't use a constant wall reminder for a little more peace in their lives?!

Rapper's Delight - Fourth Grade

"I said a hip hop, hippie to the hippie, the hip, hip a hop, and you don't stop..." goes the lyrics of the famous song "Rapper's Delight", as well as all the fourth graders who sang this as a warm-up exercise in Mr. Messerly's music class. Students created a splatter paint background by adding water to acrylics and letting it drop! This wall hanging is sure to make you hip-hop-happy!



HPS School of Fish- Fifth Grade

This school of fish isn't too cool for school! Students enjoyed using needling tools to create textures in their individual clay fish. This isn't the only fish in the art sea, but this is the only one with the entire fifth grade's craftiness at work!

In Your Element - Sixth Grade

This colorful periodic table was created by the sixth graders who learned all about the elements in science class this year. They employed various watercolor techniques to create different effects, such as pipetting alcohol for a ringed effect, using salt for a grainy effect, etc.! Rainbow chemistry is fun for your wall!

